


Jan Bols



Fan Club

on Tour




World Championships Allround  
Heerenveen 2010

19-21 March

With the olympics behind us, we set off for a late World Championships in Thialf. Loaded with drinks and with a multi-luxury van, the group left Schipol in high mood. An astonishing weekend followed with great speedskating, a lot of partying and with Sigrid taking good care of us! We let some pictures tell the story!










































www.wcallround.com

HEERENVEEN NETHERLANDS 19-20-21 MARCH

-essent ISU WORLD ALLROUND SPEED SKATING CHAMPIONSHIPS 2010



## 7 – Final classification Men Allround

Pos	Nr	Competitor	Nat	500m	5000m	1500m	10000m	Total	Behind
1	14	Sven Kramer	NED	36.45 (6)	6:19.63 (1)	1:46.83 (4)	12:57.97 (1)	148.921	
2	26	Jonathan Kuck	USA	36.31 (3)	6:23.47 (4)	1:45.36 (1)	13:15.62 (4)	149.558	0.637
3	17	Håvard Bøkko	NOR	36.62 (9)	6:21.08 (2)	1:47.68 (6)	13:12.13 (2)	150.227	1.306
4	12	Ted-Jan Bloemen	NED	36.87 (13)	6:23.41 (3)	1:47.85 (7)	13:13.56 (3)	150.839	1.918
5	13	Jan Blokhuijsen	NED	36.62 (9)	6:27.68 (7)	1:48.00 (10)	13:25.97 (6)	151.686	2.765
6	27	Trevor Marsicano	USA	36.40 (5)	6:32.79 (10)	1:46.70 (3)	13:38.11 (9)	152.150	3.229
7	15	Wouter Olde Heuvel	NED	36.95 (15)	6:29.45 (8)	1:47.89 (8)	13:32.27 (8)	152.471	3.550
8	19	Sverre Haugli	NOR	38.10 (20)	6:26.03 (6)	1:48.22 (12)	13:18.39 (5)	152.695	3.774
9	4	Lucas Makowsky	CAN	36.45 (6)	6:35.06 (11)	1:46.15 (2)	13:54.63 (10)	153.070	4.149
10	22	Konrad Niedzwiedzki	POL	35.68 (1)	6:48.95 (22)	1:47.19 (5)	14:10.78 (12)	154.844	5.923
11	9	Matteo Anesi	ITA	36.36 (4)	6:42.52 (19)	1:47.95 (9)	14:08.40 (11)	155.015	6.094
12	20	Shane Dobbin	NZL	38.41 (22)	6:30.64 (9)	1:51.20 (20)	13:30.30 (7)	155.055	6.134
	24	Joel Eriksson	SWE	36.25 (2)	6:41.53 (17)	1:49.15 (14)		112.786	
	2	Mathieu Giroux	CAN	36.65 (11)	6:41.33 (16)	1:48.09 (11)		112.813	
	21	Zbigniew Brodka	POL	36.61 (8)	6:42.95 (20)	1:48.62 (13)		113.111	
	25	Johan Röjler	SWE	37.30 (17)	6:41.14 (15)	1:49.86 (17)		114.034	
	10	Luca Stefani	ITA	37.28 (16)	6:42.19 (18)	1:49.78 (16)		114.092	
	6	Patrick Beckert	GER	38.13 (21)	6:37.05 (14)	1:50.56 (19)		114.688	
	5	Justin Warsylewicz	CAN	37.50 (18)	6:44.42 (21)	1:50.37 (18)		114.732	
	23	Ivan Skobrev	RUS	36.78 (12)	6:23.88 (5)	1:58.87 (23)		114.791	
	3	Jeff Kitura	CAN	36.90 (14)	6:56.52 (23)	1:49.66 (15)		115.105	
	11	Hiroki Hirako	JPN	37.88 (19)	6:36.94 (13)	1:54.09 (22)		115.604	
	8	Marco Weber	GER	38.54 (23)	6:36.88 (12)	1:52.63 (21)		115.771	
	1	Joshua Lose	AUS	39.22 (24)	7:02.12 (24)			81.432	



www.wcallround.com



## 8 – Final classification Ladies Allround

Pos	Nr	Competitor	Nat	500m	3000m	1500m	5000m	Total	Behind
1	6	Martina Sáblíková	CZE	40.25 (11)	4:03.59 (1)	1:57.23 (3)	6:50.98 (1)	161.022	
2	2	Kristina Groves	CAN	39.42 (4)	4:05.98 (4)	1:56.64 (1)	7:02.16 (4)	161.512	0.490
3	17	Ireen Wüst	NED	39.54 (6)	4:05.10 (2)	1:56.86 (2)	7:07.63 (7)	162.106	1.084
4	7	Daniela Anschütz-Thoms	GER	40.48 (15)	4:06.82 (5)	1:58.04 (4)	6:59.93 (3)	162.955	1.933
5	26	Jilleanne Rookard	USA	40.31 (13)	4:07.39 (6)	1:59.13 (10)	7:06.94 (6)	163.945	2.923
6	15	Jorien Voorhuis	NED	40.29 (12)	4:08.27 (7)	1:58.97 (8)	7:09.80 (8)	164.304	3.282
7	14	Diane Valkenburg	NED	40.52 (16)	4:09.08 (9)	1:58.10 (5)	7:11.96 (10)	164.595	3.573
8	24	Yekaterina Shikhova	RUS	38.83 (1)	4:14.48 (15)	1:58.57 (7)	7:20.69 (12)	164.835	3.813
9	4	Brittany Schussler	CAN	40.17 (9)	4:11.94 (12)	1:58.28 (6)	7:13.68 (11)	164.954	3.932
10	19	Maren Haugli	NOR	41.06 (19)	4:08.58 (8)	2:01.37 (17)	7:03.13 (5)	165.259	4.237
11	3	Cindy Klassen	CAN	40.63 (17)	4:11.42 (10)	2:00.26 (16)	7:11.03 (9)	165.722	4.700
12	8	Stephanie Beckert	GER	42.71 (24)	4:05.62 (3)	2:02.21 (19)	6:55.30 (2)	165.912	4.890
	18	Hege Bekko	NOR	39.46 (5)	4:14.90 (16)	1:59.01 (9)		121.613	
	23	Yekaterina Lobysheva	RUS	39.15 (2)	4:16.37 (21)	1:59.72 (13)		121.784	
	11	Maki Tabata	JPN	40.37 (14)	4:15.20 (18)	1:59.84 (14)		122.849	
	25	Anna Ringsred	USA	39.91 (7)	4:19.45 (22)	1:59.18 (11)		122.877	
	5	Karolina Erbanova	CZE	39.31 (3)	4:23.16 (24)	1:59.49 (12)		123.000	
	16	Elma de Vries	NED	40.17 (9)	4:11.72 (11)	2:03.04 (21)		123.136	
	22	Katarzyna Bachleda-Curus	POL	40.10 (8)	4:19.60 (23)	2:00.11 (15)		123.402	
	20	Mari Hemmer	NOR	41.08 (20)	4:12.22 (13)	2:01.89 (18)		123.746	
	10	Shiho Ishizawa	JPN	40.83 (18)	4:15.31 (19)	2:03.09 (22)		124.411	
	9	Masako Hozumi	JPN	41.36 (21)	4:14.27 (14)	2:02.33 (20)		124.514	
	12	Do-Yeong Park	KOR	41.72 (23)	4:14.96 (17)	2:04.23 (23)		125.623	
	1	Nicole Garrido	CAN	41.65 (22)	4:15.51 (20)	2:04.40 (24)		125.701	